

CONTROL MODULE

- Control module for single-phase motors.
- Ideal for machines that require means that prevent automatic operation at the moment of power connection.
- Moisture resistant.

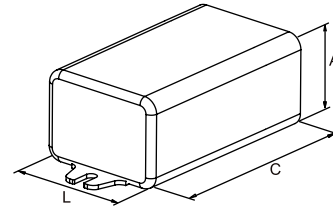


TECHNICAL SPECIFICATIONS

- Operating temperature: 0 to 55°C
- Electrical life: 50.000 cycles
- Electrical capacity:

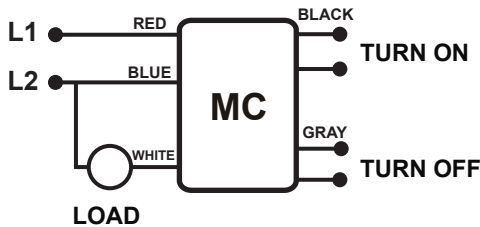
Model	Current (A)	Power (CV)	
		127V~	220V~
MC-01	6	¼	½
MC-02	12	½	1

DIMENSIONS [mm]



Model	A	L	C
MC-01	24	30	70
MC-02	33	44	81

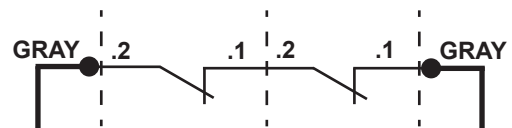
WIRING DIAGRAM



Use momentary switches to activate the control module:

- NO switch: to turn on the module
- NC switch: to switch off the module

To turn off the module, use as many momentary switches and/or sensors as necessary by connecting them in series:



SELECTION GUIDE

MC -
 01
 02

- 1) Other configurations on request.
- 2) Cable colors may change without prior notice. Check the product marking before installation.
- 3) Incorrect connection of the wires may cause improper operation or damage to the product.